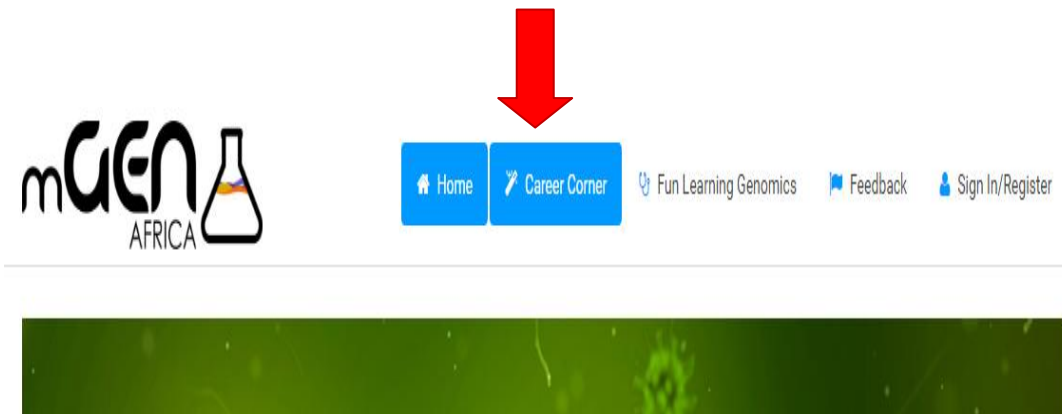


Live Chat–Step by Step Guide: Learners

STEP 1: Select the menu *Career Corner*



STEP 2: Select “Live Chat”

The image displays four circular icons arranged horizontally. From left to right: a blue group of people icon for 'Career Spotlight', a green speech bubble icon for 'Live Chat', a yellow lightbulb icon for 'Quiz', and a red graduation cap icon for 'Training Opportunities!'. A large red arrow points down to the 'Live Chat' icon.

Feature	Description
Career Spotlight	Get to know research staff working in genomics and biomedical research in Africa. Understand what makes them "tick"!
Live Chat	You can text chat live to research staff working in genomics and biomedical research. Priority is given to classes of high school learners!
Quiz	Test your knowledge and have fun!
Training Opportunities!	View opportunities to train or study further in the biomedical research field.

STEP 3: If you are not signed or registered, please do.

Live Chat

 The live chat is only available to registered users, priority will be given to high school classes

Research staff will be available to chat live at specific times.

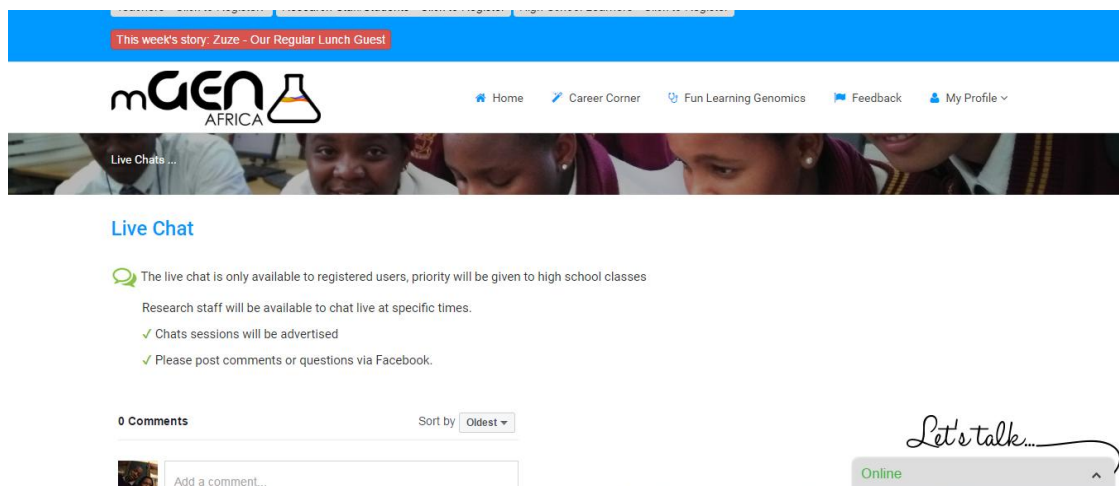
✓ Chats sessions will be advertised

✓ Please post comments or questions via Facebook.

You need to [Sign In](#) or [Register](#)



STEP 4: The chat invitation will then appear at the right bottom




This week's story: Zuze - Our Regular Lunch Guest

mGEN
AFRICA

Home Career Corner Fun Learning Genomics Feedback My Profile

Live Chats...

Live Chat

 The live chat is only available to registered users, priority will be given to high school classes

Research staff will be available to chat live at specific times.

✓ Chats sessions will be advertised

✓ Please post comments or questions via Facebook.

0 Comments Sort by Oldest

Add a comment...

Let's talk...

Online



STEP 5: Click on the invitation at the bottom right and a box will open up and will invite you to drop a message

